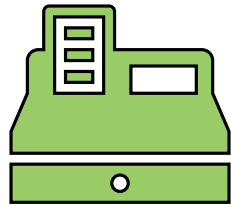


FINANCIAL HIGHLIGHTS

Third Quarter Ended December 28, 2025



Product Sales

\$25.2M

(0.9%) *Prior Year Variance*



397K

Transactions

\$58.67


Average Ticket Size



Gross Profit

\$12.8M

+7.9% *Prior Year Variance*



Net Income

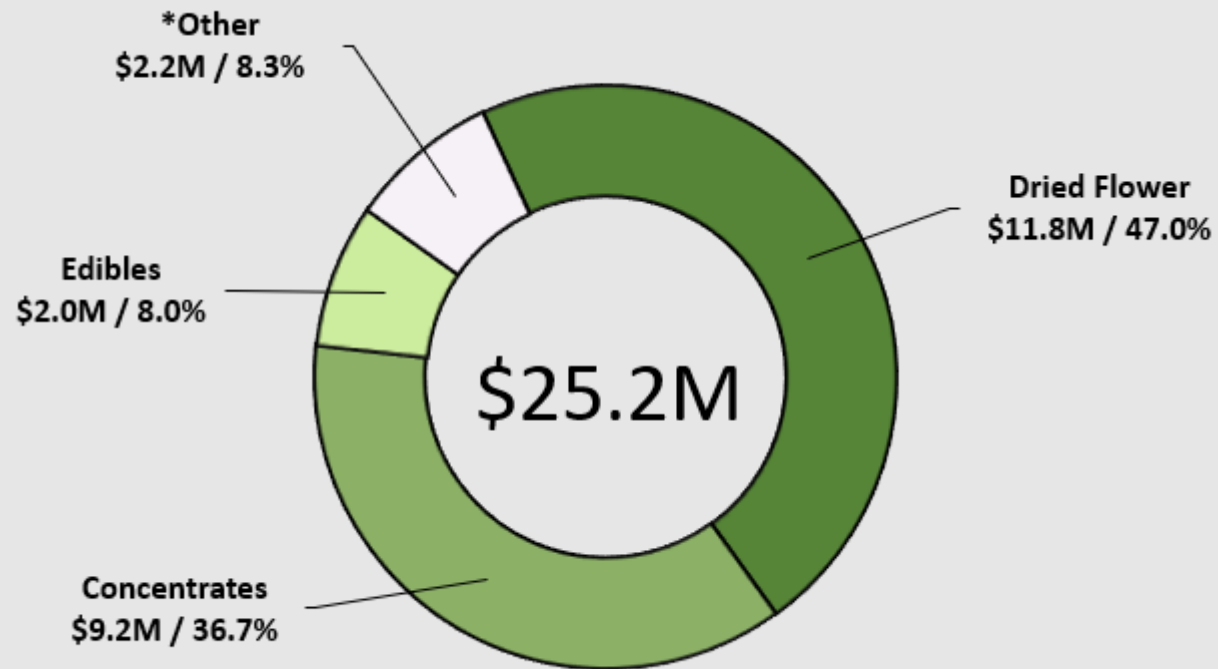
\$5.8M

+0.8% *Prior Year Variance*

Gross profit does not account for expenses beyond the cost of goods sold; while net income accounts for all expenses incurred, such as salaries, depreciation, and rent.

SALES BY PRODUCT

Third Quarter Ended December 28, 2025



**Other: Accessories; Clones; Extracts; Infused Beverages; Seeds; Topicals*