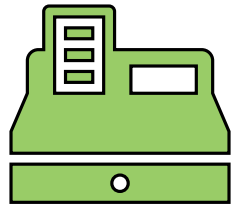


FINANCIAL HIGHLIGHTS

Fourth Quarter Ended March 29, 2026



Product Sales

\$23.1M

(3.8%) *Prior Year Variance*



380K

Transactions

\$60.63


Average Ticket Size



Gross Profit

\$11.2M

0.0% *Prior Year Variance*



Net Income

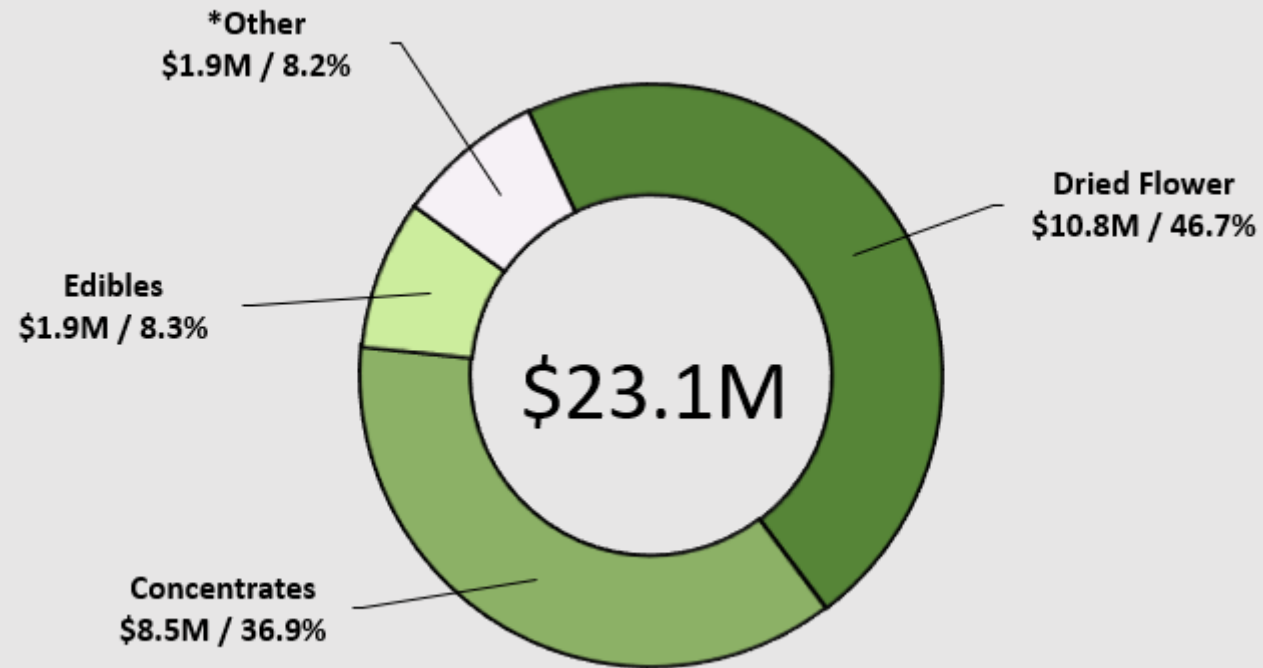
\$3.7M

(20.2%) *Prior Year Variance*

Gross profit does not account for expenses beyond the cost of goods sold; while net income accounts for all expenses incurred, such as salaries, depreciation, and rent.

SALES BY PRODUCT

Fourth Quarter Ended March 29, 2026



**Other: Accessories; Clones; Extracts; Infused Beverages; Seeds; Topicals*